

A.K.BERKENOV*, U.M.DATKHAYEV, S.E. MOMBEKOV
 Pharmacy institute of Asfendiyarov Kazakh national medical university,
 Almaty, Kazakhstan

EMPHASIZING AND PURIFICATION 2 β , 3 β , 14 α , 20 r , 22 r , 25 HEXAHYDROXY-5 β (N) CHOLEST-7-EH-6-OH *SERRATULA CARDUNCULUS* (PALL.) SCHISCHK

With elaborate technology selected and investigated the optimal conditions for the isolation and purification of the respective pharmacological active natural polioksisteroida 2 β , 3 β , 14 α , 20 r , 22 r , 25 hexahydroxy -5 β (n) cholest-7-EH-6-OH from a plant *Serratula cardunculus* (pall.) Schischk growing on the territory of the Republic of Kazakhstan.

Keywords: *serratula cardunculus*, extraction, column chromatography, qualitative reactions.

Introduction: In spite of the many tools that have a particular activity, there are certain classes of compounds, whose action on the body is determined, manifested most clearly and does not require proof. Alkaloids, glycosides, phenothiazines, benzodiazepines, etc., In spite of the differences in the structure and nature of the substituents, is always to some extent will cause pharmacological effects. Of course, the list of such compounds is growing thanks to advances in pharmaceutical science and the latest developments in this field, but research and modernization of existing funds have not lost their relevance. Moreover, in-depth study of a particular substance has a physiological activity is always less time consuming and cheaper (and the results more predictable) than the continuous screening of unknown compounds. Some of such compounds are ecdysteroids - class of compounds having high pharmacological activity. To date, more than 150 installed structure of ecdysteroids. Ecdysteroids are quite common steroid compounds. Plant sources of ecdysteroids both in composition and quantity are far superior to animal organisms [7]. The exception is not, and *Serratula cardunculus* (Pall.) Schischk.

The aim of this study was to: Examine the dynamics of the 70% ethanol extracting of ecdysteroids depending on the multiplicity and duration of extracting and to develop a method of purification using a column with aluminum oxide.

Methods: As an ecdysteroids source used crushed aerial part *Serratula Cardunculus* (Pall.) Schischk, collected at the end of the growing season 2015 (second half of August). Raw material been subjected to a preliminary purification from the mineral impurities and was powdered in a sieve having meshes of 1 mm. The extraction of the leaves of ecdysteroids *Serratula cardunculus* conducted by the following method.

1. 10 g of raw material was extracted with 70% ethanol. Extraction was carried out 3 times, then ethanol was removed using a rotary evaporator. The residual extract is transferred to a separatory funnel and treated five times with 30 ml of chloroform. The chloroform layer was allowed to determine the amount of ballast substances. The purified extract was treated with chloroform-isopropyl alcohol (1: 1) five times. The organic portion was removed and pooled eluted at 40 °C to yield a light yellow amorphous mass.

2. The dry residue was dissolved in chloroform-ethanol system (1: 1) and chloroform-ethanol-acetone (6: 3: 1) in a volume of 3 ml and chromatographed on a column of 1 cm diameter and 20 cm long alumina (II at Brockmann).

3. From each eluate fraction, whose volume was 1 ml, 0.1 ml were collected, evaporated to dryness and reacted with acetyl chloride in glacial acetic acid to confirm the presence of ecdysone (reddish-brown staining).

4. The residue of the eluate was evaporated to dryness, dissolved in 95% ethanol and absorbance was measured at $\lambda = 242$ nm, the absorption spectrum in the shooting range of 220-360 nm. Total 100 samples were taken from each column.

The total content of ecdysteroids by β -ecdysone in the feed was adjusted after exhausting 10-fold extraction of raw materials 70% -ethanol [6]. Depending on the total content of ecdysteroids revealed the dynamics of the output of the aerial part of ecdysteroids *Serratula Cardunculus* (Pall.) Schischk using the above-mentioned extractant. Output dynamics is shown in Fig. 3.

The absorption spectrum of the standard sample of β -ecdysone removed on an SF-46, using a solution thereof in ethanol. According to these data to construct a calibration graph. To study the dynamics of the output of ecdysteroid used spectrophotometric method for measuring the concentration of ecdysteroids [1,5,3] using the following methods [1,2,3]:

1. Five grams of the crushed material was placed in a flask with ground joint capacity of 100 ml, 30 ml of 70% ethanol and stirred on a mechanical shaker at room temperature. The extract was filtered through cotton in a flask of 100 ml capacity so that the raw material particles do not fall to the filter. Wool was placed in the extraction flask and 30 ml of 70% ethanol. The extraction was repeated 5 times in the above-described conditions, extracting by filtering the same flask. The extracts were then combined and the solvent was distilled off on a rotary evaporator at a temperature of 40 °C to a volume of 30 ml.

2. The resulting extract was placed in a separatory funnel with 100 ml 20 ml of chloroform was added and stirred for 10 minutes. The chloroform extracts were discarded. The operation was repeated five times under the conditions described above.

3. Purified lipophilic ballast material from the aqueous extract was added 20 ml of a mixture of chloroform and isopropyl alcohol (1: 1) and stirred for 5 minutes. The organic phase was transferred to a 100 ml flask. The extraction was repeated five times, filtering the extract in the same flask. stirred and then extracting the solvent was distilled off on a rotary evaporator to a volume of 10 ml.

4. 10 ml of the solution were applied to the starting line "Sorbfil" plates in the form of a spot diameter of 5 mm, air dried and chromatographed in a solvent system of chloroform-acetone-ethanol (6: 3: 1) [1,3,4,5]. saturation time camera - 30 minutes. Then, the plate was removed, dried in air and removed in the zone of sorbent $R_f = 0,67$ (band width "2 cm). Sorbent quantitatively transferred to a flask with 25 ml of 95% ethanol and stirred on a shaker for 5 hours. Then remove the optical density of the solution at $\lambda = 242$ nm. The concentration of ecdysteroids was calculated from the calibration curve.

Output from dynamics ecdysteroidal alumina column determined depending on the solvent system chloroform-ethanol (1:1) and chloroform-acetone-ethanol (6:3:1) [1]. The content of β -ecdysone on dry feed stock as a percentage (X) was calculated using the formula:

$$X = \frac{A}{A_{1\%}^{1\text{cm}}} \cdot \hat{E}, \text{ где}$$

Absorption coefficient of the pure 20-hydroxyecdysone; A - the absorbance of the test solution; K - dilution factor.

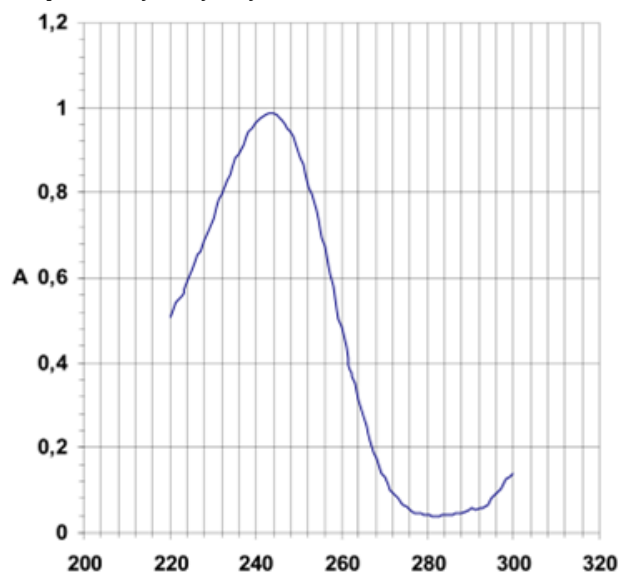


Figure 1 - The absorption spectrum β -ecdysone.

Results and discussion: The absorption spectrum of β -ecdysone is a curve with a pronounced peak absorption at a wavelength of 242 nm. The calibration curve β -ecdysone is shown in Figure 2.

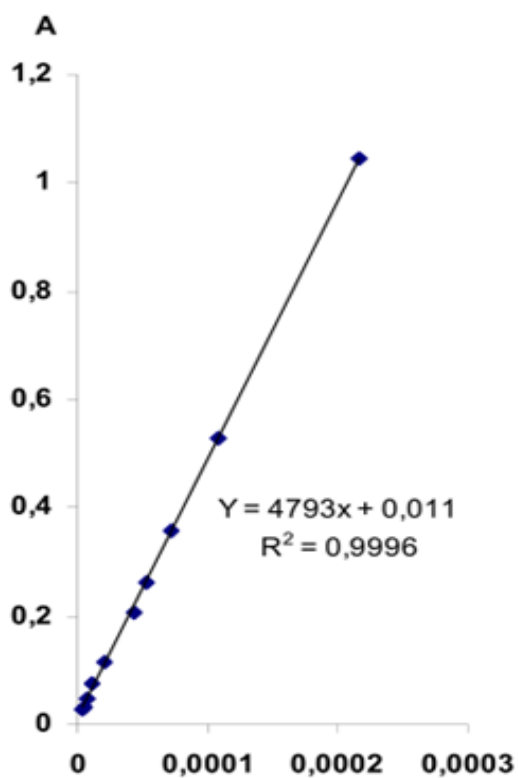
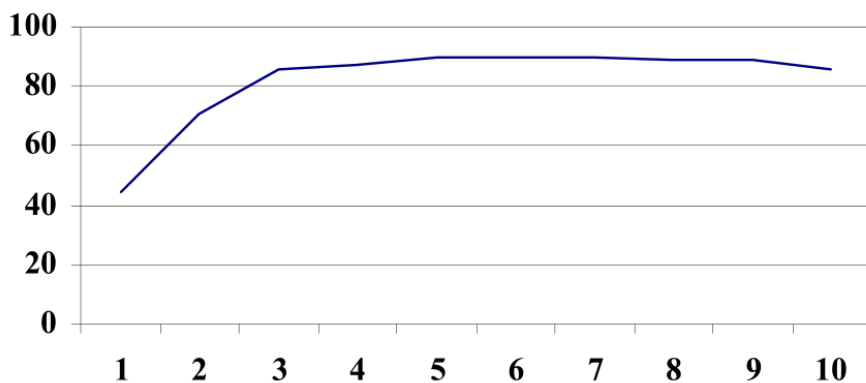


Figure 2 - The calibration curve β -ecdysone.



The multiplicity of extraction

Figure 3 Dynamics of extraction of ecdysteroids, depending on the extraction ratio.

As can be seen from Figure 3, a fairly complete output of ecdysteroids is observed after 3-fold extraction. Continued extraction gives a significant yield of ecdysteroids, so in the future for the quantitative determination of ecdysteroids in the plant material using a 3-fold extraction.

Using a 3-fold extraction yield was studied ecdysone dynamics, depending on its duration. Dynamics of ecdysteroid output depending on the duration of extraction was as follows: the first extraction - 300 minutes, the second extraction - 200 minutes, the third - 120 minutes. Increasing the duration of these phases does not lead to an increase in output of ecdysteroids (Figure 4, 5 and 6).

First contact

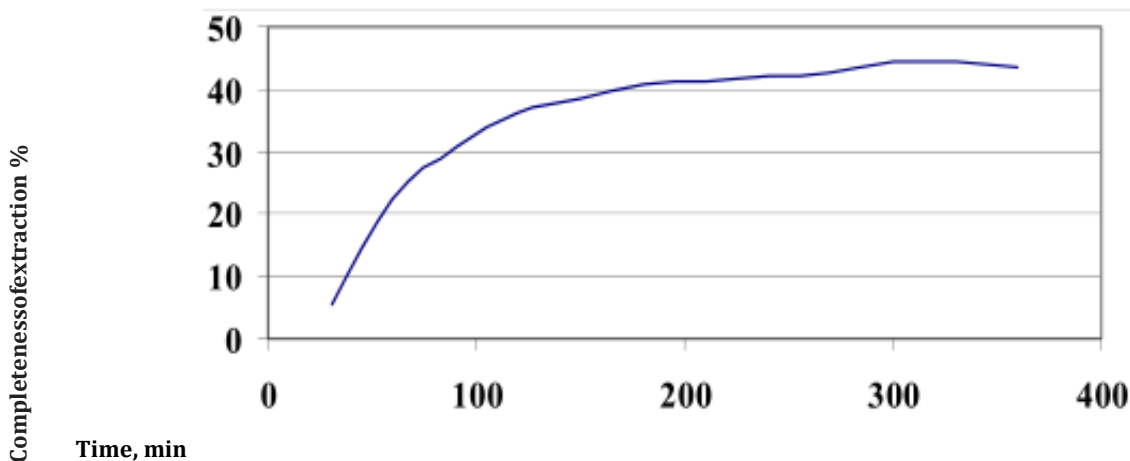


Figure 4 - The completeness of the extraction at the first contact with the extractant.

The second contact

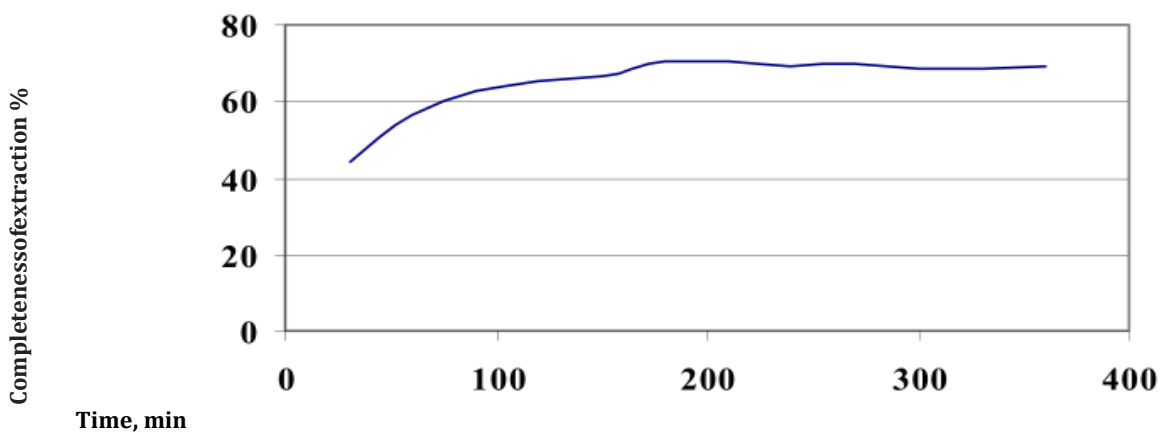


Figure 5 - The completeness of the extraction of the second contact with the extractant

The third contact

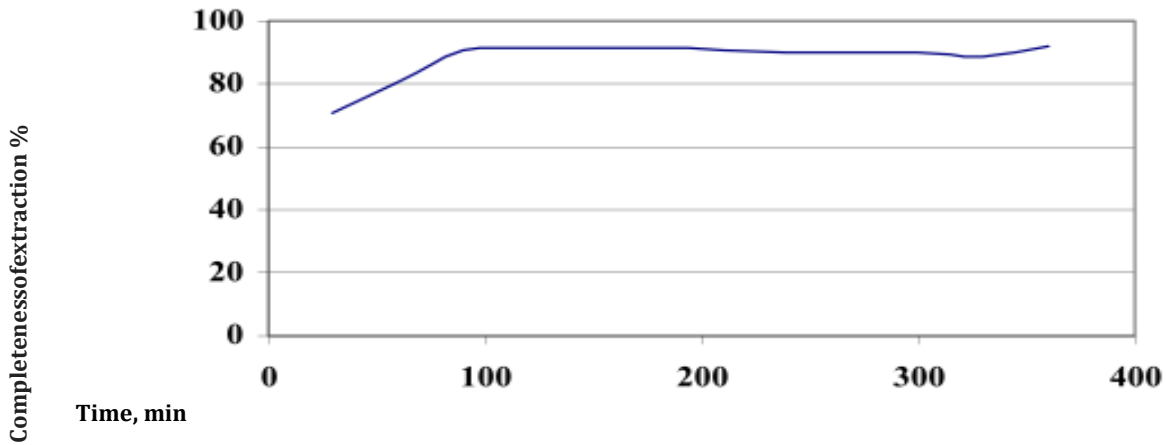


Figure 6 - The completeness of extraction at the third contact with the extractant.

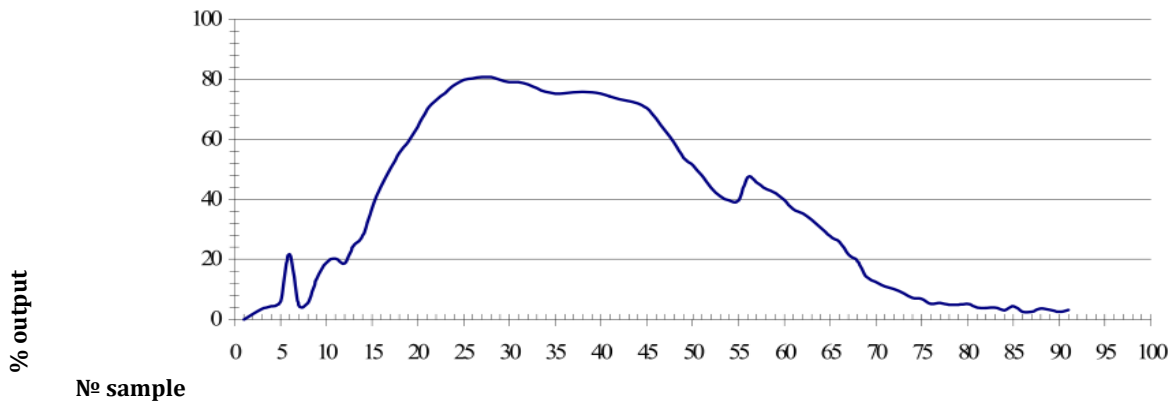


Figure 7 - Dynamic ecdysteroid output from the chromatography column using the eluent chloroform-acetone-ethanol (6:3:1).

Isolated on total ecdysteroid compared with amended column degree calculated yield β -ecdysone percentage. It has been found that by using as the eluant chloroform-ethanol (4: 1) to yield completeness was 80.7%, when using an eluent of chloroform-ethanol (4: 1) - 81.1%. However, when using the last extract and enough purified ecdysteroid along with fraction eluted colorants

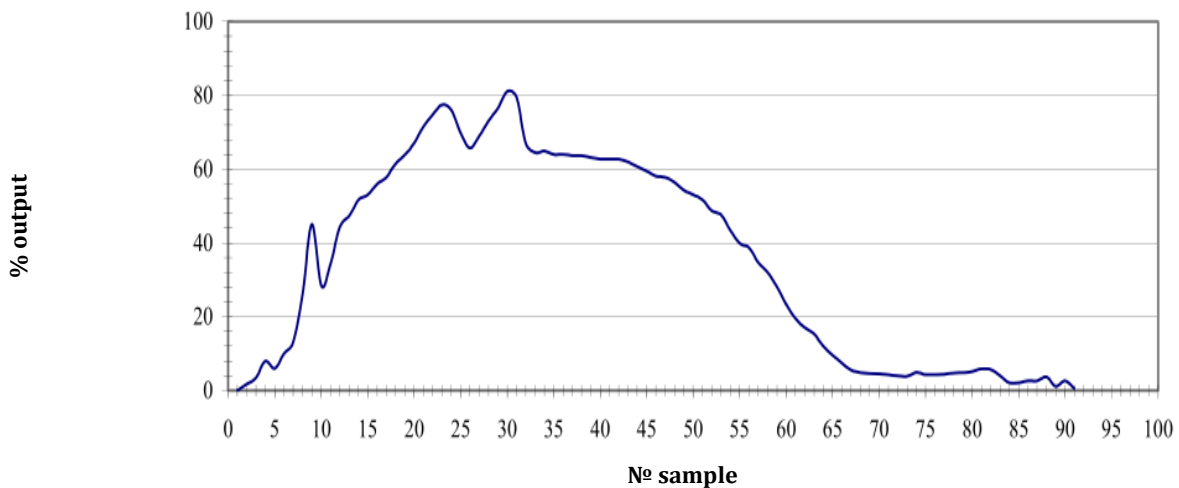


Figure 8 - Exit Dynamics of ecdysteroids from the chromatographic column using an eluent of chloroform-ethanol (4:1).

Conclusions:

1. A comprehensive exit ecdysteroids the extraction with 70% ethanol is observed after 3 times of extraction. Continued extraction leads only to flow the extractant;
2. Dynamics of release ecdysteroids depending on the duration of the extraction is as follows: first extraction - 300 minutes, the second extraction - 200 minutes, the third - 120 minutes. Increasing the duration of these phases does not lead to a significant increase in ecdysteroid output;

3. When using as eluent a mixture of chloroform-acetone-ethanol (6: 3: 1) yield was 80.7% completeness, using an eluent of chloroform-ethanol (4: 1) - 81.1%.
4. Dyeing and related substances eluted in the first 10-12 ml (chloroform-ethanol-acetone (6: 3: 1)), and the first 15 ml (chloroform-ethanol (4: 1));
5. Well eluent for column chromatography is a mixture of chloroform-acetone-ethanol (6: 3: 1), the most complete cleansing of the extract fiber.

REFERENCES

- 1 Isolation and analysis of natural biologically active substances / Krasnov E.A.; under the total. Ed. EE Sirotkina . - Tomsk : Publishing house of Tomsk State University , 1987. - 184 p.
- 2 Punegov V.V. internal standard method to determine the plant material ecdysteroids and dosage forms by HPLC / V.V. Punegov , N.S.Savinovskaya // Plant Resources . - 2001. - Vol 1. T.37.- 97-102 p.
- 3 Rapontikum carthamoides // Herbs sovereigns governmental Pharmacopoeia. Medicinal plants are allowed for production pls.- 2001. m-369 – 373 p.
- 4 Alekseeva L.I. concentration method hydrophobic minor ecdysteroids using frontal chromatography / LI . Alekseeva , V.V. Volodin, V.G. Luksha // Plant Resources . - 2002 - issue 4. -122-127 p.
- 5 Zarembo E.V. Contents 20-hydroxyecdysone in the types of Rhaponticum Ludw. and Serratula L. Flora of the Far East of Russia. //E.V. Zarembo, L.I. Sokolova , P.G. Gorovoj // Plant Resources. - 2001. - Issue 3. - 59-64 p.
- 6 Mamathanov A.U. Selection of the roots of ecdysteroids Rhaponticum carthamoides / A.U. Mamathanov , M.N. Shamsutdinov , T.G. Shakirov // Chemistry of Natural Compounds. - 1980. - №4. - 528-529 p.
- 7 Phytoecdysteroids - vegetable insect molting hormone analogues / V.V. Volodin // Plant Resources. - 2004. - Issue 2 -1-18 p.

А.Қ. БЕРКЕНОВ, Ұ.М. ДАТХАЕВ

SERRATULA CARDUNCULUS (PALL.)SCHISCHK. 2β, 3β, 14α, 20r, 22r, 25-ГЕКСАГИДРОКСИ-5β (Н)-ХОЛЕСТ-7-ЕН-6-ОНҚОСЫЛЫСЫН БӨЛІП АЛУ ЖӘНЕ ТАЗАРТУ

Түйін:Технологиялық параметрлері іріктеле арнайы жасалған технологияны қолдана отырып Қазақстан аумағында өсетін *Serratula cardunculus (pall.) Schischk* өсімдігінен фармакологиялық күшті белсенділікке ие 2β, 3β, 14α, 20r, 22r, 25-гексагидрокси-5β (н)-холест-7-ен-6-он табиғи полиоксистероиддың бөліп алудың оңтайлы әдістері мен жағдайлары таңдалып зерттелген.

Түйінді сөздер: *Serratula cardunculus*, экстракция, колонкалы хроматография, сапалы реакция

А.К. БЕРКЕНОВ, У.М. ДАТХАЕВ

ВЫДЕЛЕНИЕ И ОЧИСТКА 2β, 3β, 14α, 20R, 22R, 25-ГЕКСАГИДРОКСИ-5β (Н)-ХОЛЕСТ-7-ЕН-6-ОНА ИЗ *SERRATULA CARDUNCULUS (PALL.)SCHISCHK.*

Резюме: С помощью разработанной технологии подобраны и исследованы оптимальные условия по выделению и соответствующей очистке фармакологически активного природного полиоксистероида 2β, 3β, 14α, 20r, 22r, 25-гексагидрокси-5β (н)-холест-7-ен-6-она из растения *Serratula cardunculus (pall.) Schischk.* произрастающего на территории Республики Казахстан.

Ключевые слова: *Serratula cardunculus*, экстракция, колоночная хроматография, качественные реакции